

George Floyd, Murder and Protests

Roger Nelson, Director, Global Consciousness Project

June 3 2020

The outrage and protests over George Floyd's murder continue, garnering attention and engagement of the world. Figure 1 shows the GCP response (cumulative deviation of network variance) over 6 hours beginning at 8 PM on 25 May, when Floyd died. The steady negative trend is marginally significant.

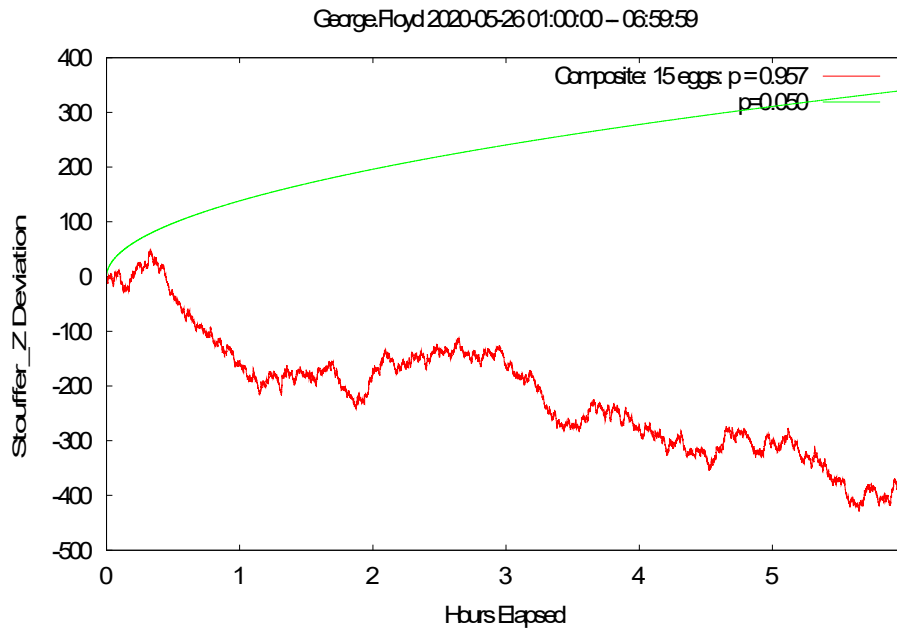


Figure 2 shows the same time period on the 26th, when protests gathered momentum and some elements (reported to be driven by outside agitators) began looting and setting fires, including 3rd Precinct.

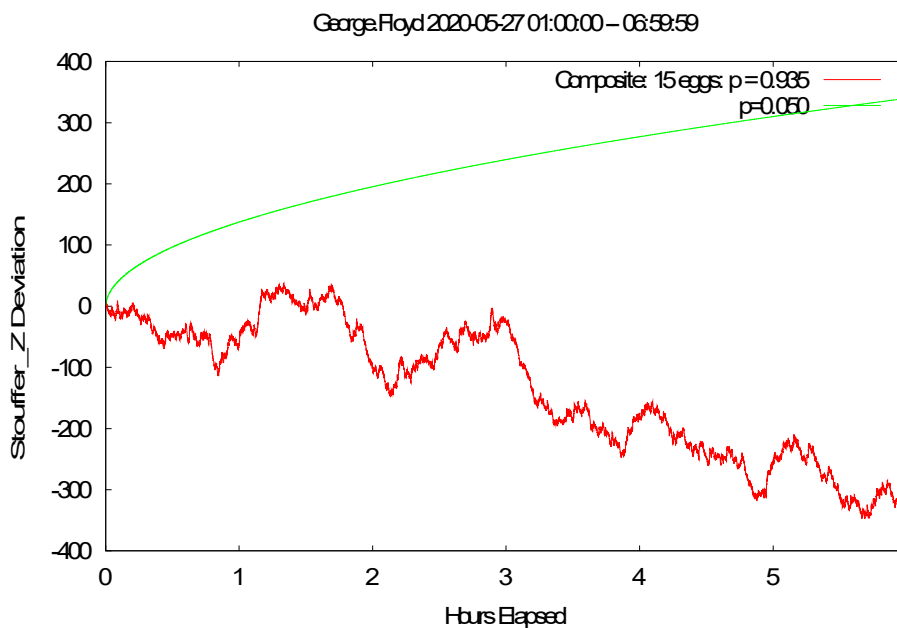
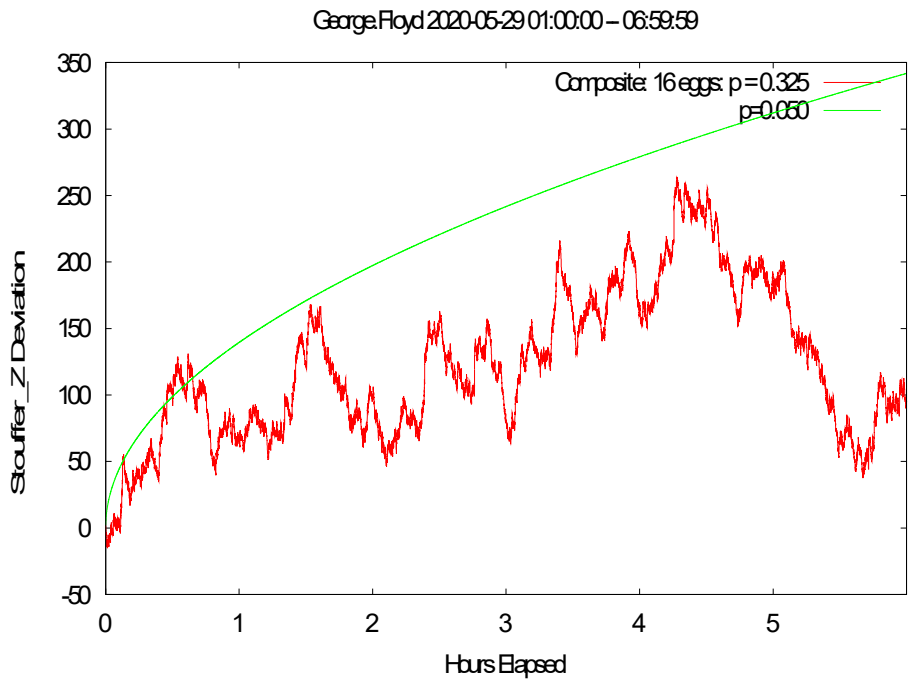


Figure 3, May 27, same time period. The protests spread and become more intense. The accompanying rioting is more clearly identified as the work of right-wing groups such as “Accelerationists” who are committed to destruction of government and economic structures.



Figure 4, May 28, Gov Walz brings in National Guard. By this time the ex-police officer Derek Chauvin has been arrested and charged with 3rd degree murder and manslaughter.



The protest activity has developed as a broader demand for changes in policies and practices that have damaged non-whites, especially black citizens. Figure 5 shows the GCP data a week into the protests, on June 1, starting at 6:30 pm. Trump ordered Lafayette Park cleared by police, secret service, and national guard troops using tear gas and flash bombs. This attack on peaceful, rightful protesters was ordered so that Trump could walk across the park to stage a photo op at St. John's Episcopal Church. The deviation's terminal value has chance odds of less than 1 in 1000.

